

Signify Classified - Internal
Cooper Lighting Solutions Photometric Lab
1121 Highway 74 South
Peachtree City, GA 30269



Scaled data based on original data using
LM-79-08 Approved Method: Electrical and Photometric Measurements of Solid-
State Lighting Products

Test Report Prepared for
Cooper Lighting Solutions
(formerly Eaton)

Brand: INVUE

Report Number: P868563

Luminaire Tested: **EMM2-HTN-SA3B-727-U-T3-HSS**

Issue Date: 08/22/2024



Test Information

Test Method: LM-79-08
Report Number: P868563
Test Lab: INNOVATION CENTER(G3)
Issue Date: 08/22/2024
Manufacturer: COOPER LIGHTING SOLUTIONS (FORMERLY EATON)
Product Line: INVUE
Catalog Number: EMM2-HTN-SA3B-727-U-T3-HSS
Description: EPIC MODERN TALL HOUSING DISCRETE LED ARRAYS 150W 70CRI 2700K
FIXTURE w/ TYPE III DISTRIBUTION OPTIC AND HOUSE SIDE SHIELD
Light Source: (30) 2700K CCT, 70 CRI LEDS
Ballast/Driver: ELECTRONIC DRIVER

Summary

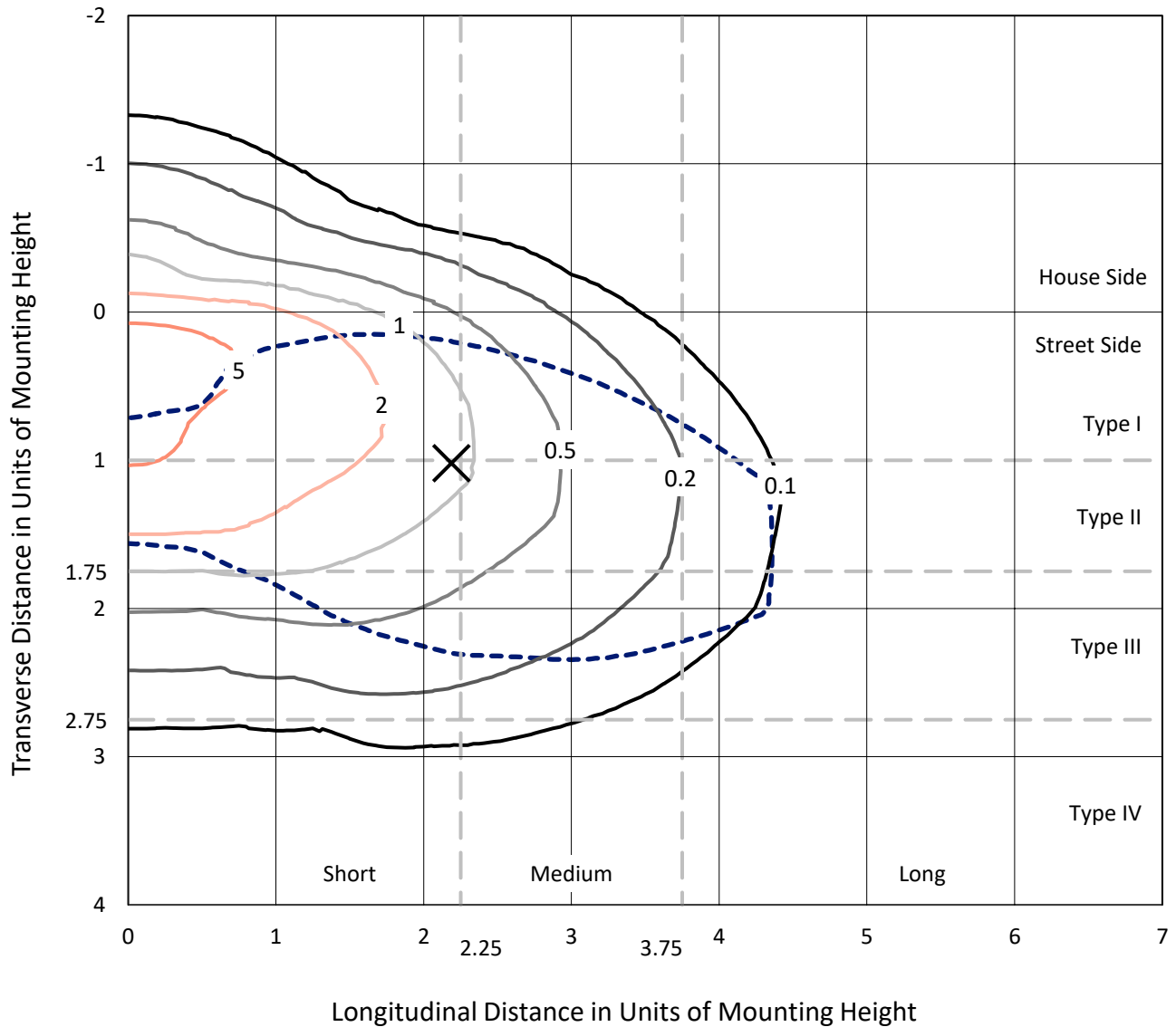
Lumens per Lamp: N/A
Luminaire Lumens: 12301 lumens
Efficiency: N/A
Efficacy: 91.8 lumens/watt
Luminous Opening: Rectangular (W 1' x L: 0.33' x H: 0')
IES Classification: Type III - Short
BUG Rating: B1 - U0 - G2

Input Watts (W): 134
Input Voltage (V): 120
Input Current (Ain): NR
Voltage Rise (V): NR
Power Factor: 0.99
Total Harmonic Distortion (THDi): 6.70%
Frequency (hertz): 60
Stabilization Time: NR
Operation Time: NR
Ambient Temperature (°C): NR
Test Distance: 24 FT

REPORT NUMBER: P868563
 CATALOG NUMBER: EMM2-HTN-SA3B-727-U-T3-HSS

Iso-Footcandle Lines of Horizontal Illumination

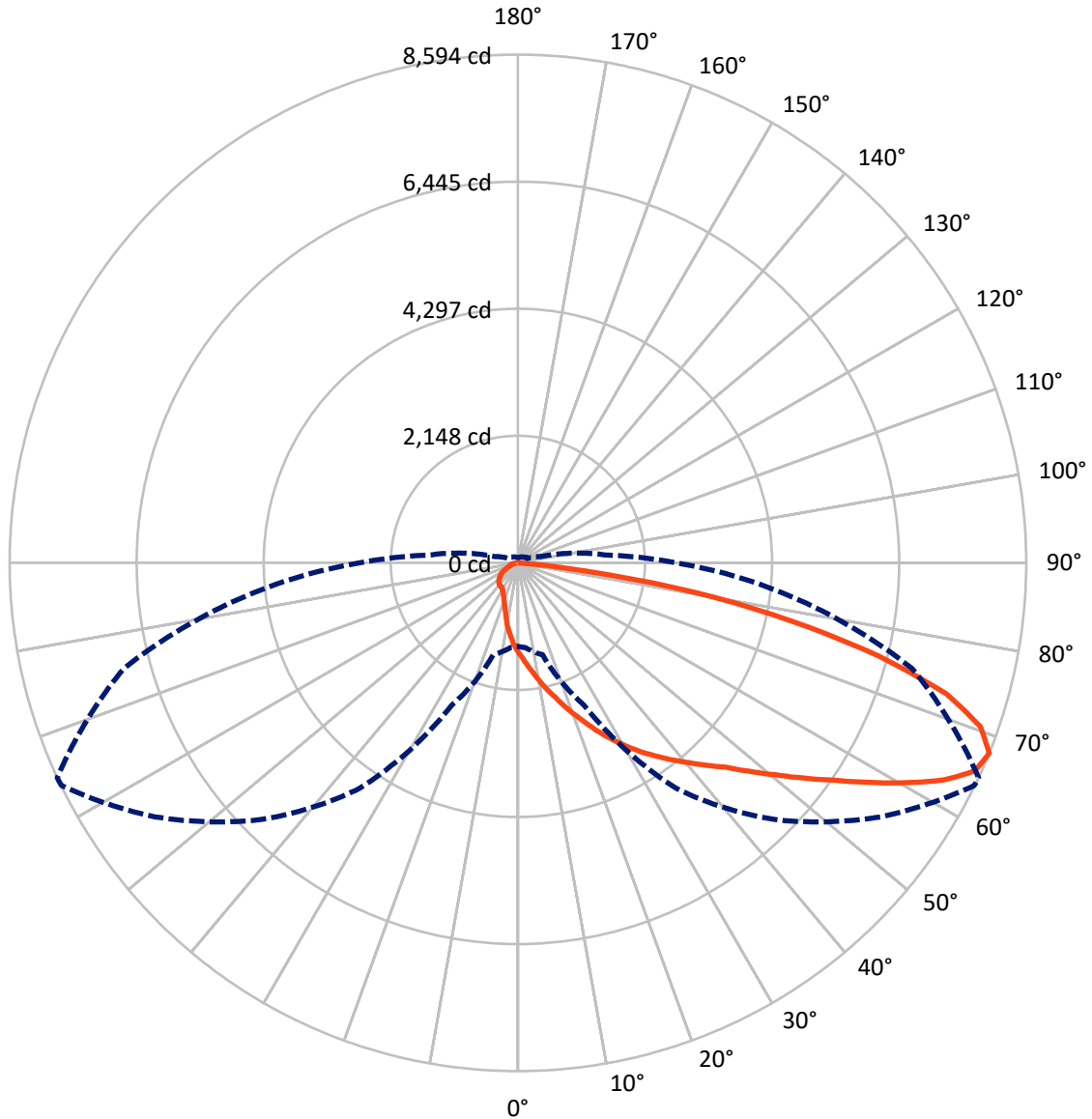
× Max cd
 - - - 1/2 Max cd



Based on 20 foot mounting height. Maximum calculated value = 7 fc
 Type III - Short - N/A

REPORT NUMBER: P868563
CATALOG NUMBER: EMM2-HTN-SA3B-727-U-T3-HSS

Luminous Intensity Polar Plot



— Vertical Plane Through 65-Deg Lateral - - - Horizontal Cone Through 67.5-Deg Vertical

REPORT NUMBER: P868563
 CATALOG NUMBER: EMM2-HTN-SA3B-727-U-T3-HSS

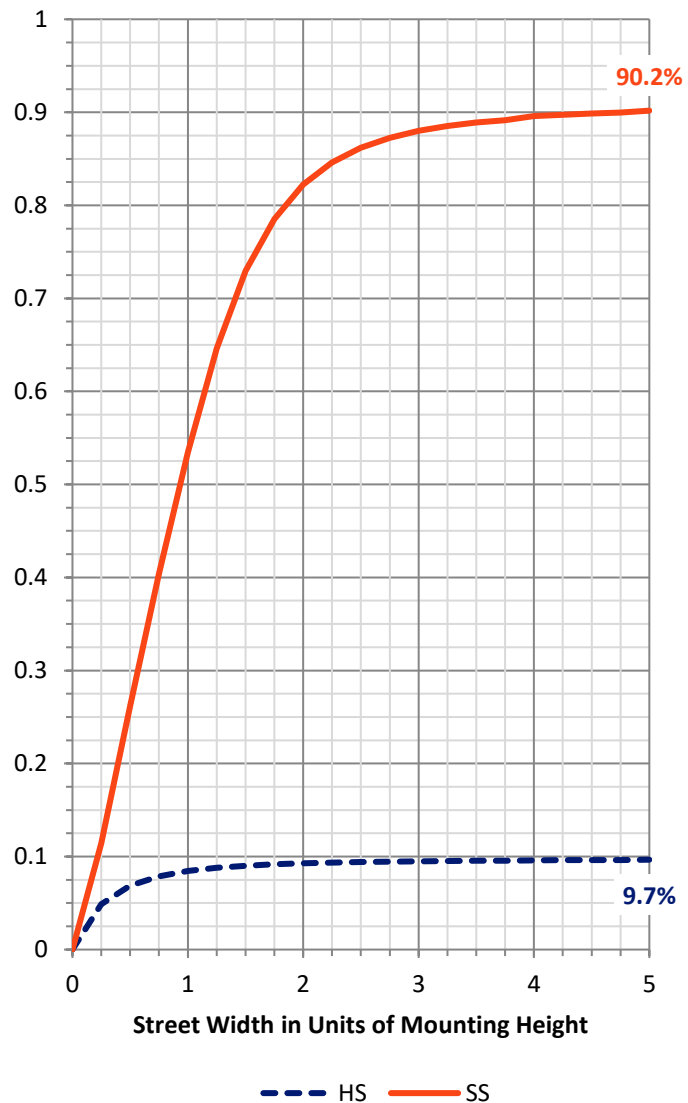
FLUX DISTRIBUTION:

		Downward	Upward	Total
House Side	Lumens	1197.2	0.0	1197.2
	% Fixture	9.7	0.0	9.7
Street Side	Lumens	11103.7	0.0	11103.7
	% Fixture	90.3	0.0	90.3
Total	Lumens	12301.0	0.0	12301.0
	% Fixture	100.0	0.0	100.0

Coefficient of Utilization

ZONAL LUMENS:

Zone	Lumens	% Fixture
0°-10°	148.8	1.2
10°-20°	493.6	4.0
20°-30°	898.3	7.3
30°-40°	1390.3	11.3
40°-50°	2101.7	17.1
50°-60°	2734.1	22.2
60°-70°	2697.2	21.9
70°-80°	1641.8	13.3
80°-90°	195.1	1.6
90°-100°	0.0	0.0
100°-110°	0.0	0.0
110°-120°	0.0	0.0
120°-130°	0.0	0.0
130°-140°	0.0	0.0
140°-150°	0.0	0.0
150°-160°	0.0	0.0
160°-170°	0.0	0.0
170°-180°	0.0	0.0
0°-90°	12301.0	100.0
0°-180°	12301.0	100.0



REPORT NUMBER: P868563

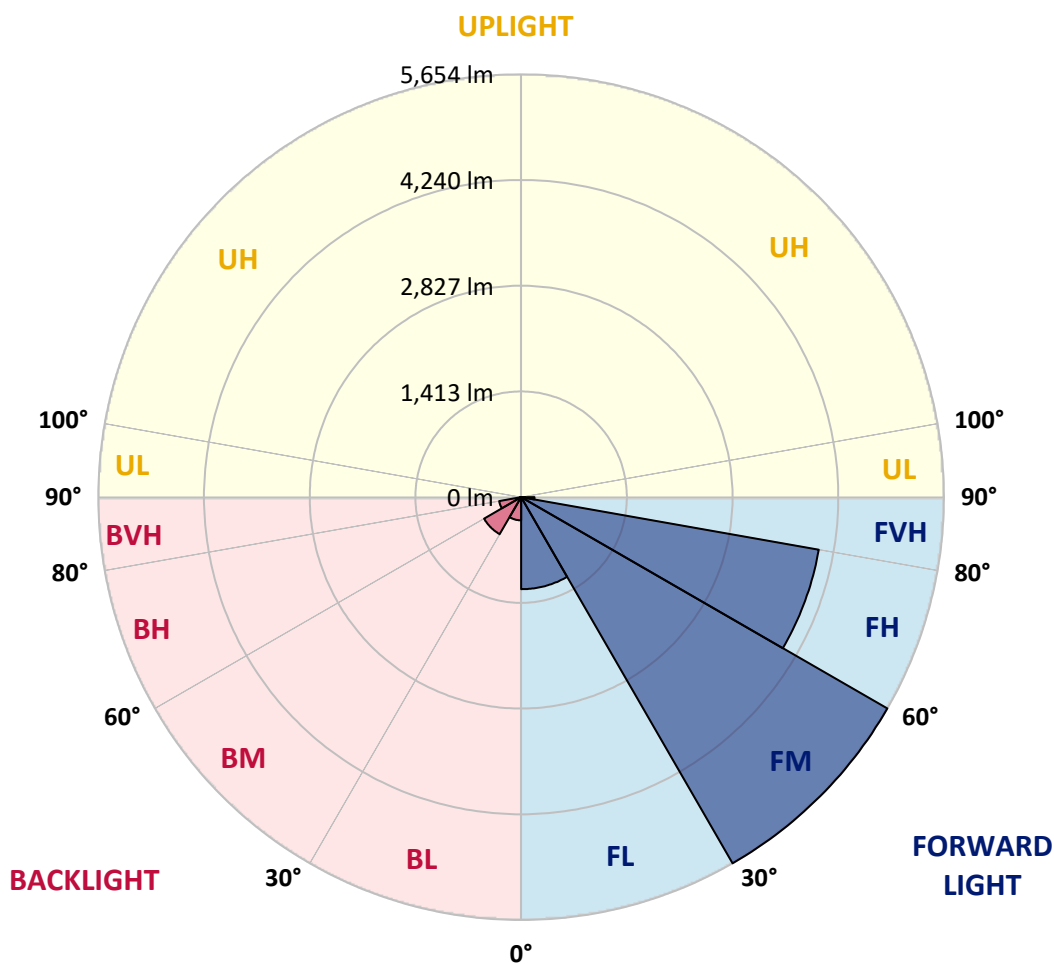
CATALOG NUMBER: EMM2-HTN-SA3B-727-U-T3-HSS

LUMINAIRE CLASSIFICATION SYSTEM LUMEN TABLE AND BUG RATING:

Zone		Lumens	% Fixture	Zone Rating/Lumen Limit		
				B	U	G
FL	(0°-30°)	1230.9	10.0			
FM	(30°-60°)	5653.5	46.0			
FH	(60°-80°)	4040.9	32.9			G2/5000
FVH	(80°-90°)	178.4	1.5			G2/225
BL	(0°-30°)	309.8	2.5	B1/500		
BM	(30°-60°)	572.6	4.7	B1/1000		
BH	(60°-80°)	298.1	2.4	B1/500		G1/500
BVH	(80°-90°)	16.7	0.1			G1/100
UL	(90°-100°)	0.0	0.0		U0/0	
UH	(100°-180°)	0.0	0.0		U0/0	

BUG Rating: B1-U0-G2

Type III Short





REPORT NUMBER: P868563

CATALOG NUMBER: EMM2-HTN-SA3B-727-U-T3-HSS

CANDELA DISTRIBUTION (FULL):

	0°	5°	15°	25°	35°	45°	55°	64°	65°	75°	85°
0°	1520.0	1520.0	1520.0	1520.0	1520.0	1520.0	1520.0	1520.0	1520.0	1520.0	1520.0
2.5°	1776.3	1762.2	1772.8	1748.2	1720.1	1699.0	1656.9	1621.8	1618.3	1583.2	1544.6
5°	2116.8	2071.1	2074.6	2025.5	1965.8	1902.6	1835.9	1748.2	1748.2	1663.9	1576.2
7.5°	2422.2	2415.2	2383.6	2306.3	2236.1	2137.8	2015.0	1902.6	1878.1	1748.2	1611.3
10°	2717.0	2706.5	2678.4	2618.8	2499.4	2390.6	2236.1	2067.6	2036.0	1850.0	1653.4
12.5°	2952.2	2955.8	2924.2	2875.0	2769.7	2639.8	2436.2	2225.6	2197.5	1948.3	1695.5
15°	3159.4	3155.8	3148.8	3106.7	3004.9	2885.5	2646.8	2401.1	2355.5	2053.6	1737.6
17.5°	3317.3	3310.3	3296.3	3261.2	3212.0	3096.2	2868.0	2587.2	2548.5	2176.4	1786.8
20°	3363.0	3359.5	3359.5	3384.0	3363.0	3292.8	3089.2	2780.2	2738.1	2306.3	1853.5
22.5°	3447.2	3443.7	3440.2	3464.8	3478.8	3471.8	3296.3	2976.8	2938.2	2457.3	1937.7
25°	3556.0	3549.0	3538.5	3563.1	3580.6	3622.7	3503.4	3208.5	3162.9	2632.8	2022.0
27.5°	3700.0	3707.0	3692.9	3689.4	3689.4	3714.0	3685.9	3415.6	3373.5	2801.3	2120.3
30°	3889.5	3900.1	3875.5	3857.9	3826.3	3822.8	3829.8	3647.3	3587.6	2983.8	2222.1
32.5°	4075.6	4086.1	4072.1	4047.5	3966.8	3935.2	3963.2	3843.9	3805.3	3183.9	2352.0
35°	4226.5	4251.1	4251.1	4201.9	4089.6	4072.1	4117.7	4037.0	4008.9	3419.1	2506.4
37.5°	4430.1	4444.2	4430.1	4338.9	4198.4	4219.5	4289.7	4240.6	4223.0	3671.9	2689.0
40°	4865.4	4883.0	4791.7	4574.0	4349.4	4374.0	4496.8	4468.7	4440.7	3921.1	2857.5
42.5°	5472.7	5430.6	5413.0	4928.6	4581.1	4567.0	4721.5	4682.9	4679.4	4173.9	3011.9
45°	5872.9	5886.9	5799.2	5339.3	5069.0	4805.7	4970.7	4956.7	4928.6	4430.1	3198.0
47.5°	6150.2	6118.6	5901.0	5679.8	5732.5	5118.2	5248.0	5283.1	5265.6	4721.5	3426.1
50°	6266.1	6234.5	6090.5	5943.1	6006.3	5476.2	5532.4	5648.2	5630.7	5016.4	3619.2
52.5°	6122.1	6083.5	6094.1	6132.7	6101.1	5757.1	5883.4	6066.0	6044.9	5360.4	3843.9
55°	5205.9	5307.7	5700.9	6094.1	6083.5	5971.2	6259.0	6525.8	6483.7	5718.4	4037.0
57.5°	4198.4	4254.6	4753.1	5816.7	6027.4	6150.2	6687.3	7017.3	7003.2	6076.5	4212.5
60°	3338.4	3398.1	3777.2	5241.0	5897.5	6336.3	7126.1	7561.4	7547.4	6438.1	4338.9
62.5°	2653.9	2653.9	2990.9	4412.6	5648.2	6445.1	7473.6	8109.0	8084.4	6729.4	4370.4
65°	1909.7	1934.2	2187.0	3549.0	5244.5	6417.0	7642.1	8498.7	8484.6	6894.4	4303.7
67.5°	1411.2	1439.3	1607.8	2660.9	4647.8	6136.2	7487.7	8586.4	8593.5	6897.9	4086.1
70°	1102.3	1109.3	1235.7	1850.0	3808.8	5511.3	6908.5	8295.1	8295.1	6725.9	3763.1
72.5°	839.0	846.0	954.8	1260.2	2804.8	4556.5	6041.4	7522.8	7575.4	6269.6	3285.7
75°	649.4	663.5	737.2	905.7	1758.7	3240.1	4963.7	6160.7	6304.7	5385.0	2706.5
77.5°	502.0	516.0	575.7	663.5	1025.0	1997.4	3489.3	4605.6	4735.5	4240.6	2088.7
80°	403.7	410.7	449.3	498.5	621.3	1028.5	2130.8	3026.0	3064.6	2882.0	1383.1
82.5°	186.1	200.1	242.2	273.8	308.9	477.4	909.2	1119.8	1169.0	1144.4	568.7
85°	21.1	21.1	24.6	28.1	31.6	49.1	63.2	56.2	56.2	66.7	59.7
87.5°	0.0	0.0	0.0	3.5	7.0	7.0	10.5	10.5	10.5	10.5	10.5
90°	0.0	0.0	0.0	0.0	0.0	0.0	0.0	0.0	0.0	0.0	0.0



REPORT NUMBER: P868563

CATALOG NUMBER: EMM2-HTN-SA3B-727-U-T3-HSS

CANDELA DISTRIBUTION (continued):

	90°	95°	105°	115°	125°	135°	145°	155°	165°	175°	180°
0°	1520.0	1520.0	1520.0	1520.0	1520.0	1520.0	1520.0	1520.0	1520.0	1520.0	1520.0
2.5°	1523.5	1498.9	1453.3	1414.7	1379.6	1344.5	1326.9	1284.8	1274.3	1281.3	1256.7
5°	1530.5	1481.4	1386.6	1298.8	1225.1	1154.9	1095.2	1032.1	1018.0	997.0	986.4
7.5°	1541.1	1467.3	1319.9	1183.0	1070.7	968.9	895.2	846.0	807.4	796.9	793.4
10°	1555.1	1449.8	1246.2	1074.2	919.7	814.4	747.7	712.6	698.6	688.0	691.5
12.5°	1565.6	1432.2	1176.0	951.3	800.4	705.6	674.0	645.9	638.9	635.4	635.4
15°	1579.7	1414.7	1091.7	842.5	698.6	642.4	610.8	600.3	600.3	596.8	596.8
17.5°	1597.2	1400.6	1021.5	758.2	638.9	586.2	572.2	558.2	558.2	558.2	554.6
20°	1632.3	1393.6	958.3	688.0	586.2	551.1	530.1	519.5	516.0	512.5	512.5
22.5°	1667.4	1393.6	888.1	635.4	551.1	512.5	491.5	480.9	477.4	477.4	477.4
25°	1716.6	1390.1	832.0	589.7	519.5	473.9	452.8	442.3	435.3	435.3	431.8
27.5°	1772.8	1390.1	782.8	554.6	484.4	438.8	414.2	403.7	393.2	393.2	389.7
30°	1828.9	1397.1	740.7	526.6	449.3	407.2	375.6	361.6	354.6	351.0	351.0
32.5°	1902.6	1418.2	712.6	505.5	417.7	375.6	344.0	330.0	323.0	319.4	319.4
35°	2015.0	1470.9	716.1	495.0	396.7	347.5	315.9	298.4	294.9	294.9	291.4
37.5°	2134.3	1520.0	726.7	487.9	375.6	326.5	294.9	277.3	273.8	273.8	273.8
40°	2236.1	1562.1	740.7	484.4	358.1	305.4	277.3	263.3	256.3	256.3	256.3
42.5°	2337.9	1586.7	744.2	473.9	347.5	287.9	263.3	249.2	242.2	245.7	245.7
45°	2439.7	1604.3	733.7	459.9	337.0	273.8	249.2	235.2	228.2	228.2	228.2
47.5°	2562.6	1642.9	716.1	438.8	330.0	263.3	235.2	221.2	217.6	217.6	217.6
50°	2685.5	1674.5	702.1	414.2	312.4	249.2	224.7	207.1	203.6	203.6	203.6
52.5°	2787.3	1688.5	684.5	382.6	294.9	235.2	210.6	193.1	186.1	186.1	186.1
55°	2864.5	1692.0	660.0	358.1	270.3	221.2	196.6	179.0	172.0	168.5	168.5
57.5°	2927.7	1688.5	635.4	333.5	249.2	203.6	179.0	165.0	154.5	150.9	150.9
60°	2962.8	1678.0	600.3	301.9	221.2	186.1	165.0	147.4	140.4	136.9	136.9
62.5°	2941.7	1649.9	551.1	252.7	200.1	168.5	150.9	136.9	126.4	122.9	122.9
65°	2843.4	1593.7	487.9	207.1	179.0	150.9	136.9	122.9	108.8	105.3	105.3
67.5°	2671.4	1498.9	403.7	175.5	165.0	136.9	122.9	108.8	98.3	91.3	91.3
70°	2432.7	1372.6	315.9	150.9	147.4	126.4	112.3	98.3	87.8	80.7	80.7
72.5°	2092.2	1165.5	235.2	129.9	129.9	115.8	101.8	91.3	80.7	73.7	73.7
75°	1692.0	881.1	179.0	119.4	115.8	105.3	91.3	80.7	73.7	66.7	66.7
77.5°	1235.7	586.2	147.4	108.8	108.8	94.8	84.2	73.7	66.7	63.2	63.2
80°	751.2	337.0	105.3	84.2	84.2	80.7	70.2	63.2	59.7	52.7	49.1
82.5°	305.4	129.9	56.2	42.1	42.1	38.6	24.6	21.1	21.1	21.1	17.6
85°	31.6	21.1	14.0	10.5	10.5	10.5	7.0	7.0	7.0	7.0	7.0
87.5°	10.5	10.5	7.0	7.0	7.0	7.0	3.5	3.5	3.5	3.5	3.5
90°	0.0	0.0	0.0	0.0	0.0	0.0	0.0	0.0	0.0	0.0	0.0

LM-79-2019: Approved Method: Electrical and Photometric Measurements of Solid-State Lighting Products

Report Prepared for

Cooper Lighting Solutions

Streetworks

Report Number: SP1-2407-157-3

Test Date: 08/07/2024

Luminaire Tested: MEM2-HTN-SA-40-727-U-5WQ-2

Data in this report applies to families of products including MEM2-HTN-SA-40-727-U-5WQ-2

Test Information

Test Method: LM-79-2019
 Report Number: SP1-2407-157-3
 Test Lab: COOPER LIGHTING SOLUTIONS
 Photometer: SP1 - 76IN SPHERE
 Measurement Geometry: 4π
 Issue Date: 08/20/2024
 Manufacturer: COOPER LIGHTING SOLUTIONS
 Product Line: Streetworks
 Catalog Number: **MEM2-HTN-SA-40-727-U-5WQ-2**
 Description: Epic Modern Light Square 40W 5WQ Optic and Flare Trim

Spectral Parameters

CCT (K): 2747
 CIE u': 0.2606
 CIE v': 0.5257
 Duv: -0.0005
 CIE x: 0.4552
 CIE y: 0.4082
 CIE z: 0.1366
 Peak Wavelength (nm): 597
 Dominant Wavelength (nm): 584
 Purity: 59.16856
 Rf: 75.5
 Rg: 93.6

CRI (Ra):	71.7		
R1:	68.1	R9:	-35.3
R2:	83.9	R10:	64.2
R3:	94.7	R11:	61.7
R4:	66.3	R12:	53.9
R5:	67.4	R13:	71.2
R6:	78.7	R14:	97.6
R7:	75.0	R15:	59.3
R8:	39.4		



Test Conditions

Stabilization Time: 22M
 Operation Time: 1H 22M
 Sphere Temperature (°C): 24.2

REPORT NUMBER: SP1-2407-157-3

Measurement and Test Equipment			
Instrument	Identification Number	Calibration Date	Calibration Due Date
Photometer	IN0058	6/18/2024	12/18/2024
Power Meter	INXT2011004	2/8/2024	2/8/2025
AC Power Source	IN0063	10/24/2023	10/24/2024
DC Power Source	IN0208	10/24/2023	10/24/2024
Sphere Thermometer	IN0085	10/24/2023	10/24/2024
Room Thermometer	IN0046	10/24/2023	10/24/2024

REPORT NUMBER: SP1-2407-157-3

CIE 1931 Chromaticity Diagram



CIE 1931 Chromaticity Diagram with 2017 ANSI 7-Step and 4-Step Quadrangles



CCT = 2747K
 CIE x = 0.4552
 CIE y = 0.4082
 Duv = -0.0005

Point lies inside the ANSI 2700K 4-step quadrangle

REPORT NUMBER: SP1-2407-157-3

Photopic Flux vs. Wavelength



Photopic Lumens: NR

λ (nm)	Power W [^] /nm	Lumens (φ/nm)	λ (nm)	Power W [^] /nm	Lumens (φ/nm)	λ (nm)	Power W [^] /nm	Lumens (φ/nm)	λ (nm)	Power W [^] /nm	Lumens (φ/nm)	λ (nm)	Power W [^] /nm	Lumens (φ/nm)
360	0	NR	490	103	NR	620	846	NR	750	20	NR	880	0	NR
365	0	NR	495	130	NR	625	784	NR	755	17	NR	885	1	NR
370	0	NR	500	171	NR	630	720	NR	760	15	NR	890	0	NR
375	0	NR	505	221	NR	635	652	NR	765	13	NR	895	0	NR
380	0	NR	510	268	NR	640	587	NR	770	11	NR	900	0	NR
385	0	NR	515	313	NR	645	521	NR	775	9	NR	905	0	NR
390	0	NR	520	350	NR	650	461	NR	780	8	NR	910	0	NR
395	0	NR	525	381	NR	655	406	NR	785	7	NR	915	0	NR
400	0	NR	530	407	NR	660	353	NR	790	6	NR	920	0	NR
405	2	NR	535	435	NR	665	307	NR	795	5	NR	925	0	NR
410	4	NR	540	462	NR	670	264	NR	800	4	NR	930	0	NR
415	9	NR	545	496	NR	675	227	NR	805	4	NR	935	0	NR
420	20	NR	550	534	NR	680	196	NR	810	3	NR	940	0	NR
425	38	NR	555	582	NR	685	167	NR	815	3	NR	945	0	NR
430	69	NR	560	638	NR	690	144	NR	820	2	NR	950	0	NR
435	120	NR	565	700	NR	695	122	NR	825	2	NR	955	0	NR
440	193	NR	570	767	NR	700	103	NR	830	2	NR	960	0	NR
445	316	NR	575	836	NR	705	88	NR	835	2	NR	965	0	NR
450	469	NR	580	898	NR	710	74	NR	840	1	NR	970	0	NR
455	431	NR	585	947	NR	715	63	NR	845	1	NR	975	0	NR
460	264	NR	590	982	NR	720	54	NR	850	1	NR	980	0	NR
465	197	NR	595	997	NR	725	46	NR	855	1	NR	985	0	NR
470	155	NR	600	997	NR	730	39	NR	860	1	NR	990	0	NR
475	108	NR	605	978	NR	735	33	NR	865	1	NR	995	0	NR
480	90	NR	610	947	NR	740	28	NR	870	1	NR	1000	0	NR
485	92	NR	615	900	NR	745	24	NR	875	1	NR			

REPORT NUMBER: SP1-2407-157-3

Scotopic Flux vs. Wavelength



Scotopic Lumens: NR

S/P: 1.13

λ (nm)	Power W [^] /nm	Lumens (φ/nm)	λ (nm)	Power W [^] /nm	Lumens (φ/nm)	λ (nm)	Power W [^] /nm	Lumens (φ/nm)	λ (nm)	Power W [^] /nm	Lumens (φ/nm)	λ (nm)	Power W [^] /nm	Lumens (φ/nm)
360	0	NR	490	103	NR	620	846	NR	750	20	NR	880	0	NR
365	0	NR	495	130	NR	625	784	NR	755	17	NR	885	1	NR
370	0	NR	500	171	NR	630	720	NR	760	15	NR	890	0	NR
375	0	NR	505	221	NR	635	652	NR	765	13	NR	895	0	NR
380	0	NR	510	268	NR	640	587	NR	770	11	NR	900	0	NR
385	0	NR	515	313	NR	645	521	NR	775	9	NR	905	0	NR
390	0	NR	520	350	NR	650	461	NR	780	8	NR	910	0	NR
395	0	NR	525	381	NR	655	406	NR	785	7	NR	915	0	NR
400	0	NR	530	407	NR	660	353	NR	790	6	NR	920	0	NR
405	2	NR	535	435	NR	665	307	NR	795	5	NR	925	0	NR
410	4	NR	540	462	NR	670	264	NR	800	4	NR	930	0	NR
415	9	NR	545	496	NR	675	227	NR	805	4	NR	935	0	NR
420	20	NR	550	534	NR	680	196	NR	810	3	NR	940	0	NR
425	38	NR	555	582	NR	685	167	NR	815	3	NR	945	0	NR
430	69	NR	560	638	NR	690	144	NR	820	2	NR	950	0	NR
435	120	NR	565	700	NR	695	122	NR	825	2	NR	955	0	NR
440	193	NR	570	767	NR	700	103	NR	830	2	NR	960	0	NR
445	316	NR	575	836	NR	705	88	NR	835	2	NR	965	0	NR
450	469	NR	580	898	NR	710	74	NR	840	1	NR	970	0	NR
455	431	NR	585	947	NR	715	63	NR	845	1	NR	975	0	NR
460	264	NR	590	982	NR	720	54	NR	850	1	NR	980	0	NR
465	197	NR	595	997	NR	725	46	NR	855	1	NR	985	0	NR
470	155	NR	600	997	NR	730	39	NR	860	1	NR	990	0	NR
475	108	NR	605	978	NR	735	33	NR	865	1	NR	995	0	NR
480	90	NR	610	947	NR	740	28	NR	870	1	NR	1000	0	NR
485	92	NR	615	900	NR	745	24	NR	875	1	NR			

REPORT NUMBER: SP1-2407-157-3

Melanopic Flux vs. Wavelength



Melanopic Lumens: NR

M/P: 2.04

λ (nm)	Power W [^] /nm	Lumens (φ/nm)	λ (nm)	Power W [^] /nm	Lumens (φ/nm)	λ (nm)	Power W [^] /nm	Lumens (φ/nm)	λ (nm)	Power W [^] /nm	Lumens (φ/nm)	λ (nm)	Power W [^] /nm	Lumens (φ/nm)
360	0	NR	490	103	NR	620	846	NR	750	20	NR	880	0	NR
365	0	NR	495	130	NR	625	784	NR	755	17	NR	885	1	NR
370	0	NR	500	171	NR	630	720	NR	760	15	NR	890	0	NR
375	0	NR	505	221	NR	635	652	NR	765	13	NR	895	0	NR
380	0	NR	510	268	NR	640	587	NR	770	11	NR	900	0	NR
385	0	NR	515	313	NR	645	521	NR	775	9	NR	905	0	NR
390	0	NR	520	350	NR	650	461	NR	780	8	NR	910	0	NR
395	0	NR	525	381	NR	655	406	NR	785	7	NR	915	0	NR
400	0	NR	530	407	NR	660	353	NR	790	6	NR	920	0	NR
405	2	NR	535	435	NR	665	307	NR	795	5	NR	925	0	NR
410	4	NR	540	462	NR	670	264	NR	800	4	NR	930	0	NR
415	9	NR	545	496	NR	675	227	NR	805	4	NR	935	0	NR
420	20	NR	550	534	NR	680	196	NR	810	3	NR	940	0	NR
425	38	NR	555	582	NR	685	167	NR	815	3	NR	945	0	NR
430	69	NR	560	638	NR	690	144	NR	820	2	NR	950	0	NR
435	120	NR	565	700	NR	695	122	NR	825	2	NR	955	0	NR
440	193	NR	570	767	NR	700	103	NR	830	2	NR	960	0	NR
445	316	NR	575	836	NR	705	88	NR	835	2	NR	965	0	NR
450	469	NR	580	898	NR	710	74	NR	840	1	NR	970	0	NR
455	431	NR	585	947	NR	715	63	NR	845	1	NR	975	0	NR
460	264	NR	590	982	NR	720	54	NR	850	1	NR	980	0	NR
465	197	NR	595	997	NR	725	46	NR	855	1	NR	985	0	NR
470	155	NR	600	997	NR	730	39	NR	860	1	NR	990	0	NR
475	108	NR	605	978	NR	735	33	NR	865	1	NR	995	0	NR
480	90	NR	610	947	NR	740	28	NR	870	1	NR	1000	0	NR
485	92	NR	615	900	NR	745	24	NR	875	1	NR			

Summary

$R_f = 75.5$
 $R_g = 93.6$
 $CIE R_a = 71.7$
 $R_g = -35.3$



Color Vector Graphics



Individual Sample Fidelity Index ($R_{f,i}$)

CES01 = 86	CES26 = 68	CES51 = 87	CES76 = 63
CES02 = 63	CES27 = 90	CES52 = 85	CES77 = 79
CES03 = 31	CES28 = 87	CES53 = 78	CES78 = 66
CES04 = 71	CES29 = 71	CES54 = 86	CES79 = 87
CES05 = 50	CES30 = 85	CES55 = 84	CES80 = 85
CES06 = 52	CES31 = 74	CES56 = 75	CES81 = 67
CES07 = 42	CES32 = 66	CES57 = 75	CES82 = 93
CES08 = 41	CES33 = 80	CES58 = 76	CES83 = 91
CES09 = 29	CES34 = 79	CES59 = 85	CES84 = 89
CES10 = 77	CES35 = 89	CES60 = 90	CES85 = 72
CES11 = 60	CES36 = 93	CES61 = 81	CES86 = 59
CES12 = 66	CES37 = 88	CES62 = 91	CES87 = 77
CES13 = 43	CES38 = 93	CES63 = 77	CES88 = 79
CES14 = 74	CES39 = 97	CES64 = 67	CES89 = 65
CES15 = 72	CES40 = 93	CES65 = 66	CES90 = 80
CES16 = 48	CES41 = 93	CES66 = 63	CES91 = 80
CES17 = 51	CES42 = 89	CES67 = 61	CES92 = 55
CES18 = 57	CES43 = 78	CES68 = 68	CES93 = 72
CES19 = 73	CES44 = 99	CES69 = 78	CES94 = 48
CES20 = 67	CES45 = 85	CES70 = 63	CES95 = 66
CES21 = 88	CES46 = 81	CES71 = 61	CES96 = 76
CES22 = 80	CES47 = 86	CES72 = 86	CES97 = 81
CES23 = 92	CES48 = 74	CES73 = 56	CES98 = 76
CES24 = 91	CES49 = 79	CES74 = 93	CES99 = 64
CES25 = 73	CES50 = 86	CES75 = 66	



Color Rendition by Hue-Angle Bin



Measure Comparisons



(END OF REPORT)